

[← Back](#)[Start Over](#)[PRINT](#)

VISION 2030

A Roadmap for California
Community Colleges

Desert 2024 Report

This report includes Overall Progress to goal as well as equity trends by Race/Ethnicity, Disability Status, and Economically Disadvantaged Status

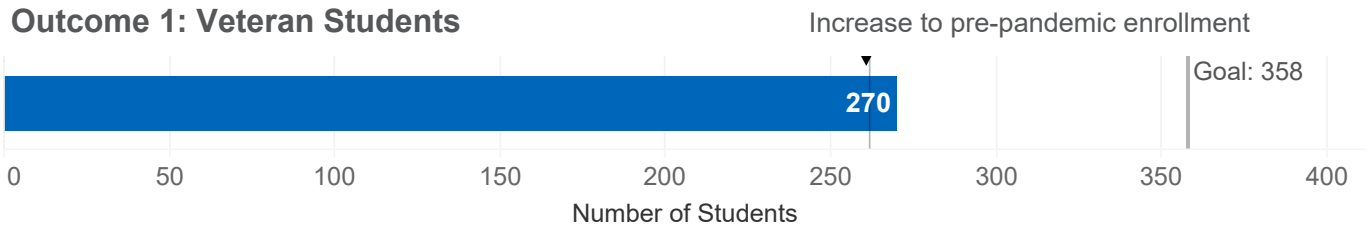
Click **Print** above to print all pages of this report. Click **Back** to return to the interactive visualizations.

For more information, visit datavista.cccco.edu.

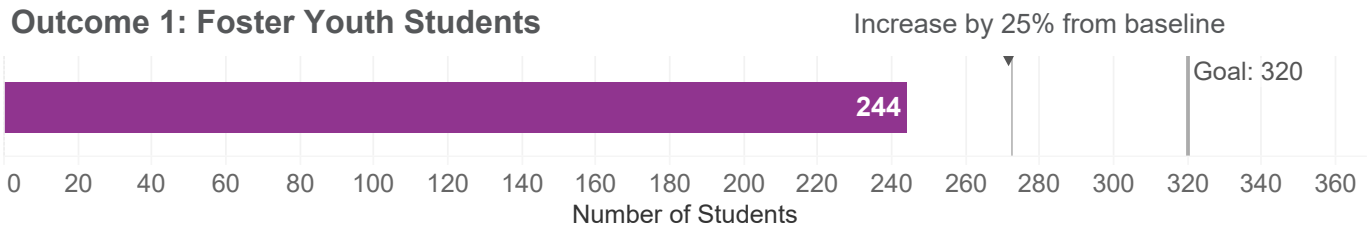


Goal 1: Access

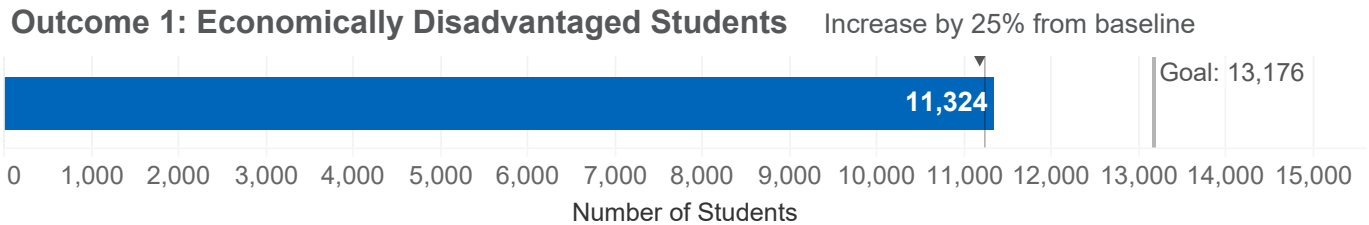
Outcome 1: Veteran Students



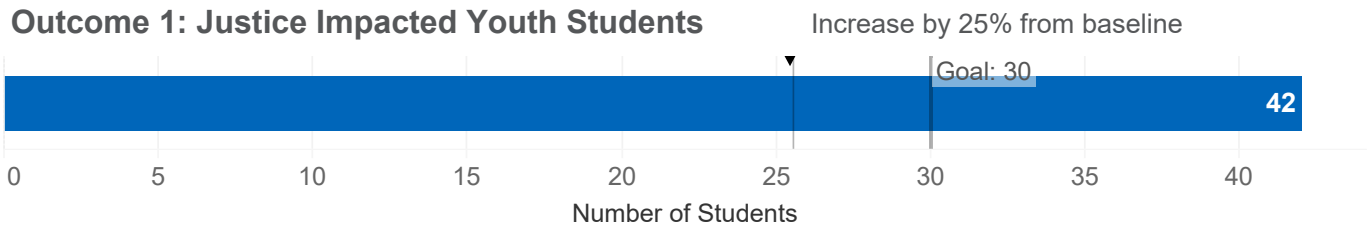
Outcome 1: Foster Youth Students



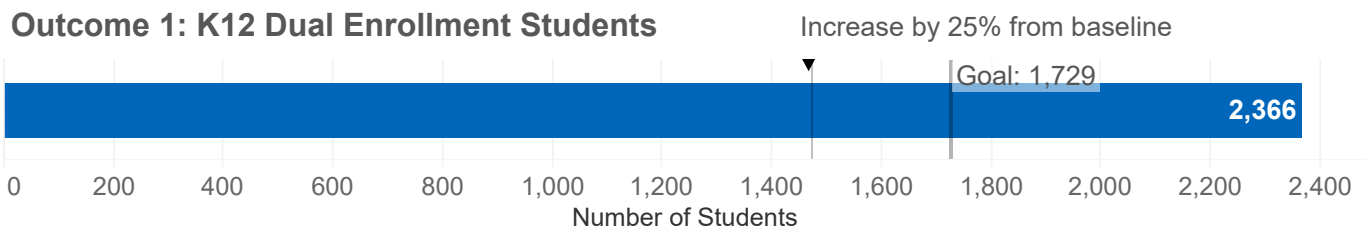
Outcome 1: Economically Disadvantaged Students



Outcome 1: Justice Impacted Youth Students



Outcome 1: K12 Dual Enrollment Students



Goal Not Yet Defined



Developing



Progressing



On Track



Exceeding

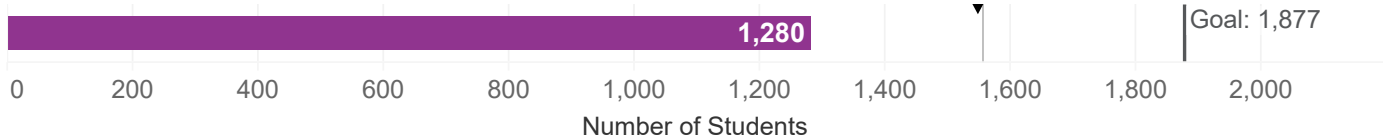


Exceeding: Over expected progress in the selected year | **On Track:** 0-4.99% away from expected progress in the selected year | **Progressing:** 5-24.99% away from expected progress in the selected year | **Developing:** 25% or more away from expected progress in the selected year

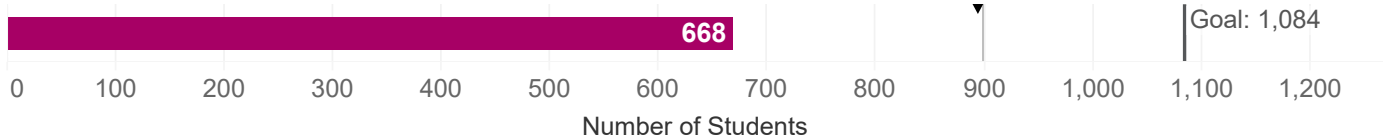


Goal 2: Success

Outcome 2: Earned an Award - Vision Goal Completion Definition

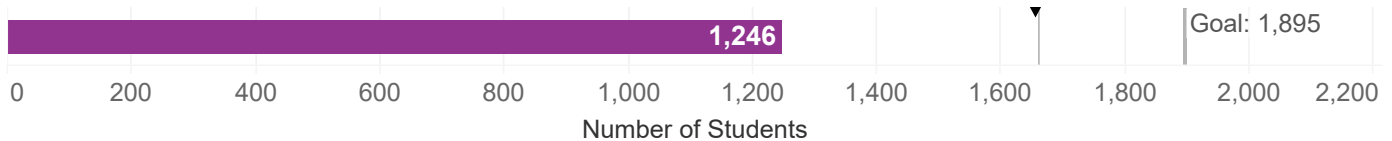


Outcome 3a: Earned an Award - Associate Degree for Transfer

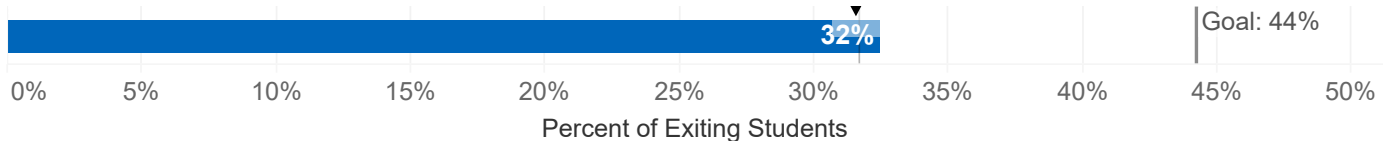


Outcome 3b: Earned an Award - Community College Bachelor's Degree

Outcome 3c: Transferred to a Four-Year Institution



Outcome 4: Attained Living Wage



Goal Not Yet Defined Developing Progressing On Track Exceeding

Exceeding: Over expected progress in the selected year | **On Track:** 0-4.99% away from expected progress in the selected year | **Progressing:** 5-24.99% away from expected progress in the selected year | **Developing:** 25% or more away from expected progress in the selected year

NOTE: Outcome 3b is continuing to be developed. It will be added to this report as it becomes available. The Vision 2030 Goal for Outcome 3c is under development and not yet available.

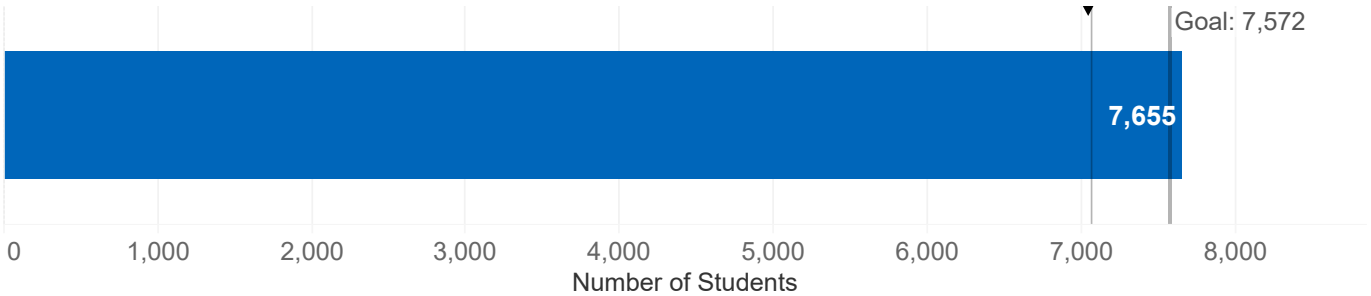
This report was generated by DataVista on 2/9/2026 8:01:19 AM.



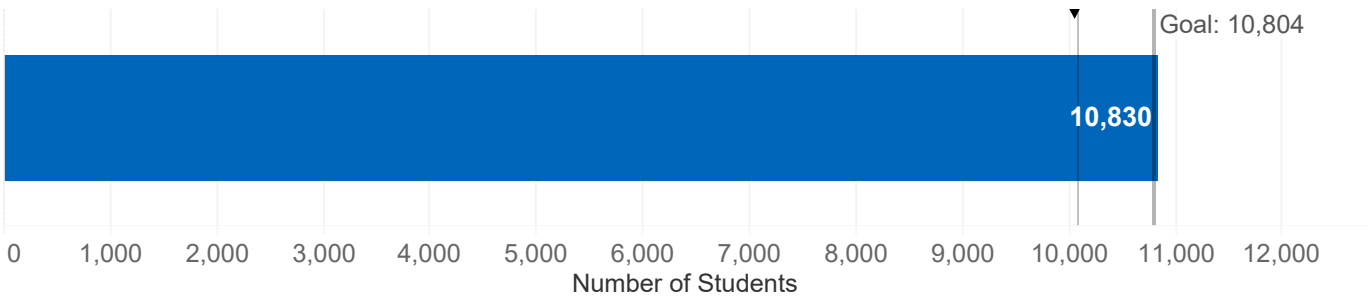


Goal 3: Support

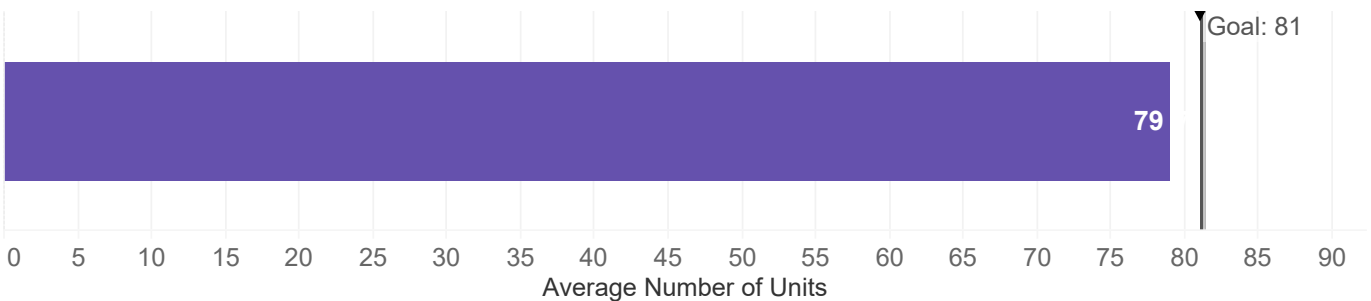
Outcome 5: Students Receiving Pell Grants



Outcome 5: Students Receiving California College Promise Grants



Outcome 6: Average Number of Semester Units Accumulated - Associate Degree for Transfer Earners



Goal Not Yet Defined Developing Progressing On Track Exceeding














Exceeding: Over expected progress in the selected year | **On Track:** 0-4.99% away from expected progress in the selected year | **Progressing:** 5-24.99% away from expected progress in the selected year | **Developing:** 25% or more away from expected progress in the selected year



Age Data

2024 Report Desert

3 Year Cohort

Earned an Award: Associate Degree for Transfer	 19 or Younger: 11% (267 of 2,525)		
	 20 to 24: 4% (10 of 243)		
	 All Masked Values: 6% (21 of 352)		
Earned an Award: Community College Bachelor's Degree	19 or Younger: 0% (0 of 2,525)		
	20 to 24: 0% (0 of 243)		
	25 to 29: 0% (0 of 131)		
	30 to 34: 0% (0 of 75)		
	35 to 39: 0% (0 of 48)		
	40 to 49: 0% (0 of 51)		
	50 and Older: 0% (0 of 47)		
Earned an Award: Vision Goal Completion Definition	 19 or Younger: 15% (369 of 2,525)		
	 20 to 24: 9% (21 of 243)		
	 25 to 29: 8% (11 of 131)		
	 30 to 34: 16% (12 of 75)		
	 All Masked Values: 11% (16 of 146)		
Transferred to a Four-Year Institution: CSU or UC	 19 or Younger: 9% (264 of 2,835)		
	 20 to 24: 3% (10 of 364)		
	 All Masked Values: 2% (8 of 466)		
Transferred to a Four-Year Institution: Non-Profit Independent Private College	 19 or Younger: 1% (41 of 2,835)		
	30 to 34: 0% (0 of 101)		
	35 to 39: 0% (0 of 53)		
	50 and Older: 0% (0 of 80)		
	 All Masked Values: 1% (4 of 596)		








This report was generated by DataVista on 2/9/2026 8:01:19 AM.



Student Disability Status Data

2024 Report Desert

3 Year Cohort

Earned an Award: Associate Degree for Transfer	 DSPS: 9% 15 of 159								
	 Not DSPS: 10% 283 of 2,961								
Earned an Award: Community College Bachelor's Degree	DSPS: 0% 0 of 159								
	Not DSPS: 0% 0 of 2,961								
Earned an Award: Vision Goal Completion Definition	 DSPS: 13% 21 of 159								
	 Not DSPS: 14% 408 of 2,961								
Transferred to a Four-Year Institution: CSU or UC	 DSPS: 8% 16 of 208								
	 Not DSPS: 8% 266 of 3,457								
Transferred to a Four-Year Institution: Non-Profit Independe..	 All Masked Values: 1% 45 of 3,665								

This report was generated by DataVista on 2/9/2026 8:01:19 AM.



Race/Ethncity Data

2024 Report Desert 3 Year Cohort












Earned an Award: Associate Degree for Transfer	<div><div></div>Hispanic: 10% (232 of 2,440)</div> <div><div></div>Two or More Races: 12% (10 of 86)</div> <div><div></div>White: 10% (39 of 406)</div> <div><div></div>All Masked Values: 9% (17 of 188)</div>			
Earned an Award: Community College Bachelor's Degree	American Indian/Alaska Native: 0% (0 of 13) Asian: 0% (0 of 51) Black or African American: 0% (0 of 58) Filipino: 0% (0 of 38) Hispanic: 0% (0 of 2,440) Two or More Races: 0% (0 of 86) White: 0% (0 of 406) All Masked Values: 0% (0 of 28)			
Earned an Award: Vision Goal Completion Definition	<div><div></div>Asian: 22% (11 of 51)</div> <div><div></div>Hispanic: 14% (332 of 2,440)</div> <div><div></div>Two or More Races: 16% (14 of 86)</div> <div><div></div>White: 15% (59 of 406)</div> <div><div></div>All Masked Values: 9% (13 of 137)</div>			
Transferred to a Four-Year Institution: CSU or UC	American Indian/Alaska Native: 0% (0 of 10) <div><div></div>Hispanic: 7% (203 of 2,759)</div> <div><div></div>Two or More Races: 13% (13 of 98)</div> <div><div></div>White: 11% (51 of 480)</div> <div><div></div>All Masked Values: 5% (15 of 318)</div>			
Transferred to a Four-Year Institution: Non-Profit Independent Private College	American Indian/Alaska Native: 0% (0 of 10) Filipino: 0% (0 of 49) <div><div></div>Hispanic: 1% (28 of 2,759)</div> <div><div></div>White: 2% (11 of 480)</div> <div><div></div>All Masked Values: 2% (6 of 367)</div>			



First Generation Data

2024 Report Desert

3 Year Cohort

Earned an Award: Associate Degree for Transfer	 First Generation: 9% 136 of 1,438				
	 Not First Generation: 13% 142 of 1,052				
	 Unknown/Unreported: 3% 20 of 630				
Earned an Award: Community College Bachelor's Degree	First Generation: 0% 0 of 1,438				
	Not First Generation: 0% 0 of 1,052				
	All Masked Values: 0% 0 of 630				
Earned an Award: Vision Goal Completion Definition	 First Generation: 13% 188 of 1,438				
	 Not First Generation: 19% 203 of 1,052				
	 Unknown/Unreported: 6% 38 of 630				
Transferred to a Four-Year Institution: CSU or UC	 First Generation: 6% 119 of 1,979				
	 Not First Generation: 11% 153 of 1,374				
	 Unknown/Unreported: 3% 10 of 312				
Transferred to a Four-Year Institution: Non-Profit Independent Private College	 First Generation: 1% 13 of 1,979				
	 Not First Generation: 2% 32 of 1,374				
	All Masked Values: 0% 0 of 312				

This report was generated by DataVista on 2/9/2026 8:01:19 AM.



Foster Youth Data

2024 Report Desert

3 Year Cohort

Earned an Award: Associate Degree for Transfer	<div></div>	All Masked Values: 10% 298 of 3,120			
Earned an Award: Community College Bachelor's Degree	<div>Foster Youth: 0% 0 of 56</div> <div>Not Foster Youth: 0% 0 of 3,064</div>				
Earned an Award: Vision Goal Completion Definition	<div></div> <div></div>	Foster Youth: 20% 11 of 56	Not Foster Youth: 14% 418 of 3,064		
Transferred to a Four-Year Institution: CSU or UC	<div></div>	All Masked Values: 8% 282 of 3,665			
Transferred to a Four-Year Institution: Non-Profit Independent Private College	<div></div>	All Masked Values: 1% 45 of 3,665			

This report was generated by DataVista on 2/9/2026 8:01:19 AM.



Gender Data

2024 Report Desert

3 Year Cohort

Earned an Award: Associate Degree for Transfer	<div><div></div></div> <div>Female: 12% 201 of 1,727</div>							
	<div><div></div></div> <div>Male: 7% 96 of 1,386</div>							
	<div><div></div></div> <div>All Masked Values: 14% 1 of 7</div>							
Earned an Award: Community College Bachelor's Degree	<div><div></div></div> <div>Female: 0% 0 of 1,727</div>							
	<div><div></div></div> <div>Male: 0% 0 of 1,386</div>							
	<div><div></div></div> <div>All Masked Values: 0% 0 of 7</div>							
Earned an Award: Vision Goal Completion Definition	<div><div></div></div> <div>Female: 16% 274 of 1,727</div>							
	<div><div></div></div> <div>Male: 11% 153 of 1,386</div>							
	<div><div></div></div> <div>All Masked Values: 29% 2 of 7</div>							
Transferred to a Four-Year Institution: CSU or UC	<div><div></div></div> <div>Female: 9% 169 of 1,831</div>							
	<div><div></div></div> <div>Male: 6% 113 of 1,830</div>							
	<div><div></div></div> <div>All Masked Values: 0% 0 of 4</div>							
Transferred to a Four-Year Institution: Non-Profit Independent Private College	<div><div></div></div> <div>Female: 2% 28 of 1,831</div>							
	<div><div></div></div> <div>Male: 1% 17 of 1,830</div>							
	<div><div></div></div> <div>All Masked Values: 0% 0 of 4</div>							



Homeless Data

2024 Report Desert

3 Year Cohort

Earned an Award: Associate Degree for Transfer	<div></div>	All Masked Values: 10% 298 of 3,120
Earned an Award: Community College Bachelor's Degree		All Masked Values: 0% 0 of 3,120
Earned an Award: Vision Goal Completion Definition	<div></div>	All Masked Values: 14% 429 of 3,120
Transferred to a Four-Year Institution: CSU or UC	<div></div>	All Masked Values: 8% 282 of 3,665
Transferred to a Four-Year Institution: Non-Profit Independent Private College	<div></div>	All Masked Values: 1% 45 of 3,665








This report was generated by DataVista on 2/9/2026 8:01:19 AM.



LGBT Data

2024 Report Desert

3 Year Cohort

Earned an Award: Associate Degree for Transfer	 LGBT: 9% 20 of 228								
	 Non-LGBT: 10% 278 of 2,892								
Earned an Award: Community College Bachelor's Degree	LGBT: 0% 0 of 228								
	Non-LGBT: 0% 0 of 2,892								
Earned an Award: Vision Goal Completion Definition	 LGBT: 13% 29 of 228								
	 Non-LGBT: 14% 400 of 2,892								
Transferred to a Four-Year Institution: CSU or UC	 LGBT: 5% 11 of 230								
	 Non-LGBT: 8% 271 of 3,435								
Transferred to a Four-Year Institution: Non-Profit Independe..	 All Masked Values: 1% 45 of 3,665								









This report was generated by DataVista on 2/9/2026 8:01:19 AM.



Economically Disadvantaged Data

2024 Report Desert

3 Year Cohort

Earned an Award: Associate Degree for Transfer	 Econ Disadvantaged: 11% 267 of 2,433
	 Not Econ Disadvantaged: 5% 31 of 687
Earned an Award: Community College Bachelor's Degree	Econ Disadvantaged: 0% 0 of 2,433
	Not Econ Disadvantaged: 0% 0 of 687
Earned an Award: Vision Goal Completion Definition	 Econ Disadvantaged: 16% 378 of 2,433
	 Not Econ Disadvantaged: 7% 51 of 687
Transferred to a Four-Year Institution: CSU or UC	 Econ Disadvantaged: 8% 236 of 2,926
	 Not Econ Disadvantaged: 6% 46 of 739
Transferred to a Four-Year Institution: Non-Profit Independent Private College	 Econ Disadvantaged: 1% 32 of 2,926
	 Not Econ Disadvantaged: 2% 13 of 739

This report was generated by DataVista on 2/9/2026 8:01:19 AM.



Veterans Data

2024 Report Desert

3 Year Cohort

Earned an Award: Associate Degree for Transfer	<div></div>	All Masked Values: 10% 298 of 3,120
Earned an Award: Community College Bachelor's Degree	<div>Veteran: 0% 0 of 26</div> <div>Not Veteran: 0% 0 of 3,094</div>	
Earned an Award: Vision Goal Completion Definition	<div></div>	All Masked Values: 14% 429 of 3,120
Transferred to a Four-Year Institution: CSU or UC	<div>Veteran: 0% 0 of 42</div> <div><div></div>Not Veteran: 8% 282 of 3,623</div>	
Transferred to a Four-Year Institution: Non-Profit Independent Private College	<div><div></div>All Masked Values: 1% 45 of 3,665</div>	

This report was generated by DataVista on 2/9/2026 8:01:19 AM.